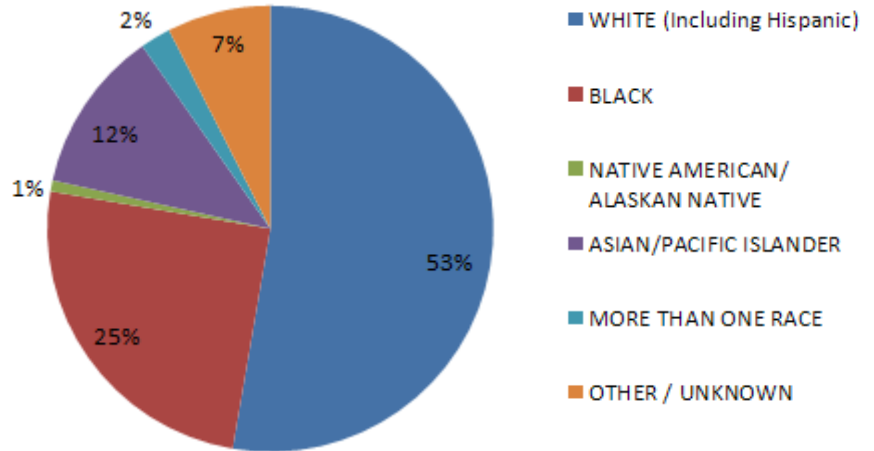


# 2014 Profile of Community Clinic Consortium Health Centers

## Solano County

### Patient Race

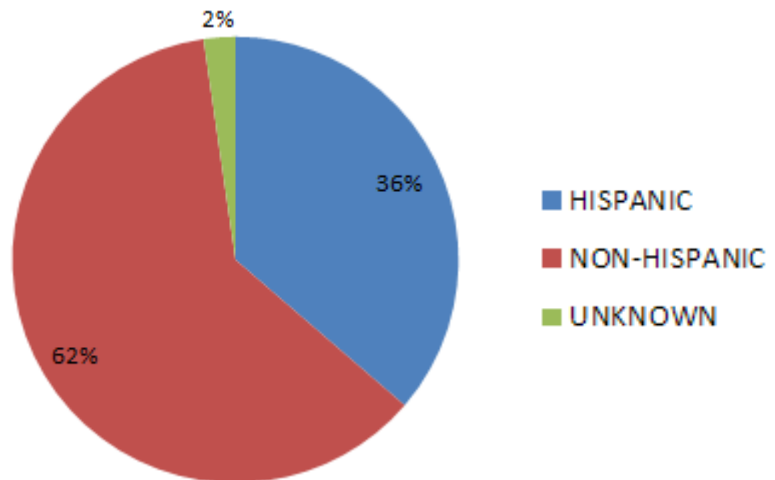
White (Including Hispanic)	18,683 (53%)
Black	8,852 (25%)
Native American/ Alaskan Native	284 (1%)
Asian/Pacific Islander	4,174 (12%)
More Than One Race	788 (4%)
Other/Unknown	2,663 (7%)



**Total Patients: 35,444**

### Patient Ethnicity

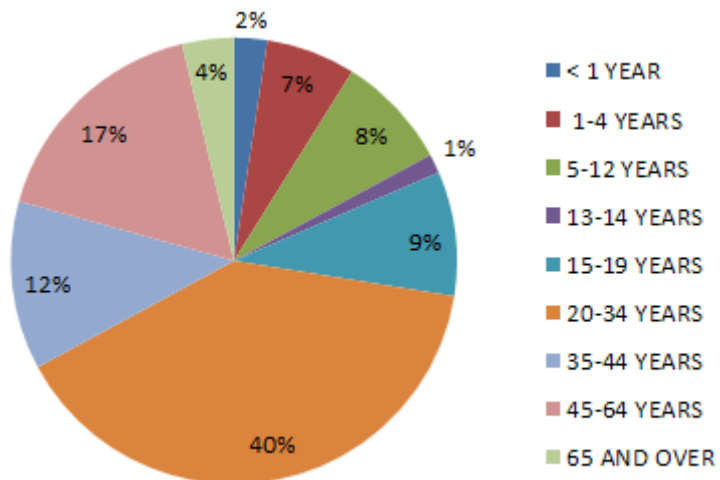
Hispanic	12,866 (36%)
Non-Hispanic	21,767 (62%)
Unknown	811(2%)



**Total Patients: 35,444**

### Patient Age

< 1 year	853 (2%)
1-4 years	2,299 (7%)
5-12 years	2,923 (8%)
13-14 years	489 (1%)
15-19 years	3,194 (9%)
20-34 years	14,021 (40%)
35-44 years	4,330 (12%)
45-64 years	6,007 (17%)
65 and over	1,328 (4%)



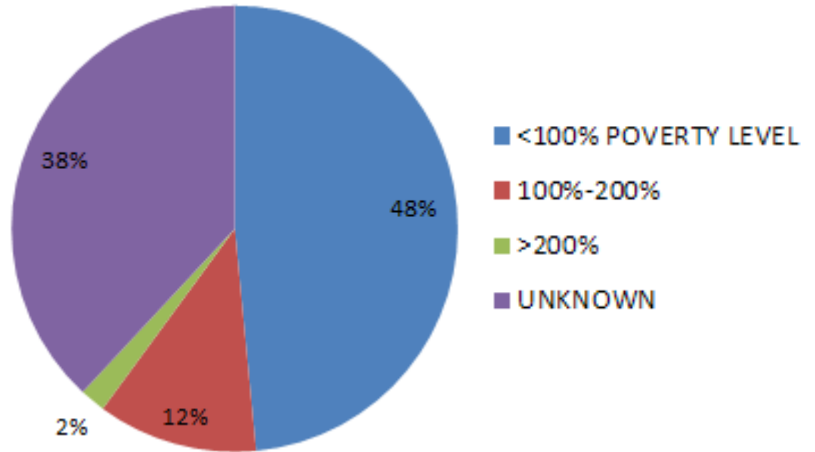
**Total Patients: 35,444**

# 2014 Profile of Community Clinic Consortium Health Centers

## Solano County

### Patient Income

<100% Poverty Level	17,179 (48%)
100%-200%	4,114 (12%)
>200%	659 (2%)
Unknown	13,492 (38%)



**Total Patients: 35,444**

### Patient Payer Source

**Total Patient Encounters: 92,705**

**(TOTAL PATIENTS: 35,444)**

#### Payer Source by Encounter

Medicare	5,795 (6%)
Medi-Cal	20,888 (23%)
Medi-Cal Managed Care	35,117 (38%)
County Indigent/CMSP/MISP	22 (0%)
Private Insurance	3,007 (3%)
Self-Pay	10,942 (12%)
Family PACT	16,560 (18%)
All Other Payers	2 (0%)

