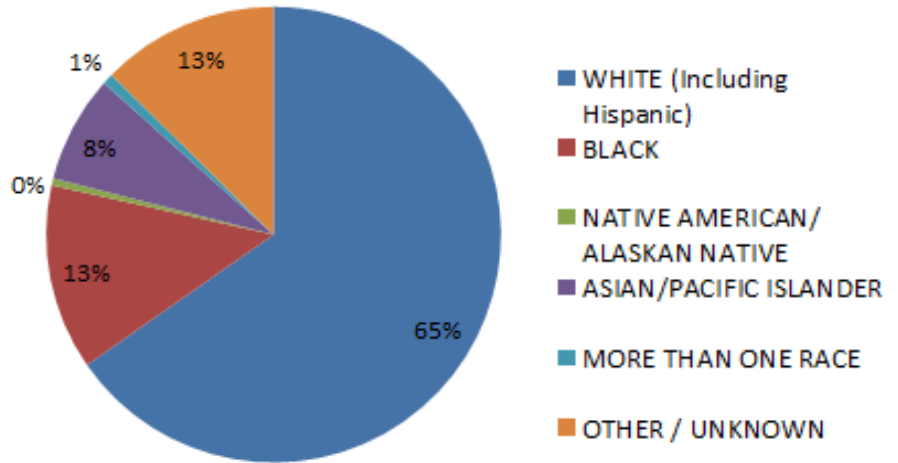


2014 Profile of Community Clinic Consortium Health Centers

Contra Costa County

Patient Race

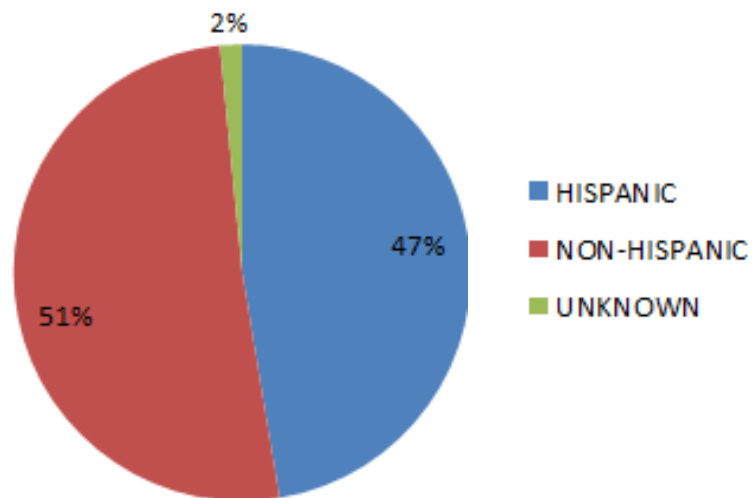
White (Including Hispanic)	54,226 (65%)
Black	10,932 (13%)
Native American/ Alaskan Native	418 (0%)
Asian/Pacific Islander	6,315 (8%)
More Than One Race	645 (1%)
Other/Unknown	10,489 (13%)



Total Patients: 86,206

Patient Ethnicity

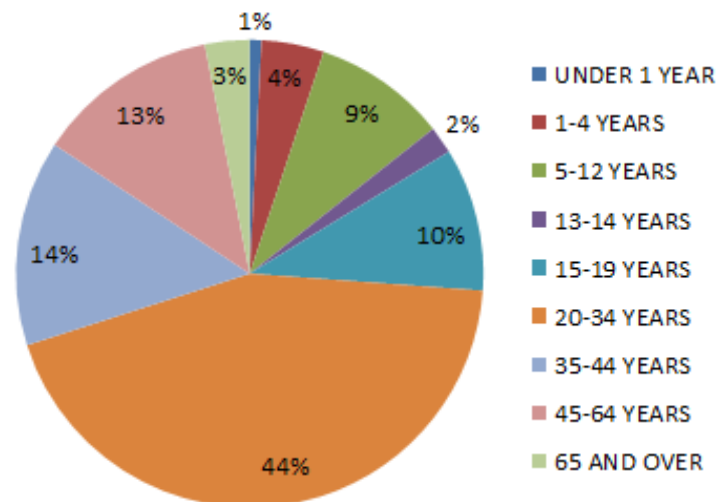
Hispanic	37,301 (47%)
Non-Hispanic	40,196 (51%)
Unknown	1,228 (2%)



Total Patients: 86,206

Patient Age

< 1 year	669 (1%)
1-4 years	3,593 (4%)
5-12 years	7,663 (9%)
13-14 years	1,579 (2%)
15-19 years	8,213 (10%)
20-34 years	36,446 (44%)
35-44 years	11,824 (14%)
45-64 years	10,472 (13%)
65 and over	2,566 (3%)



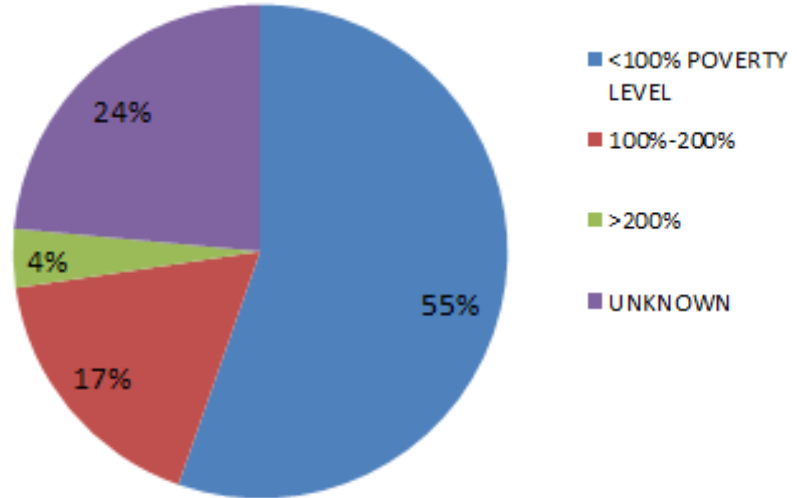
Total Patients: 86,206

2014 Profile of Community Clinic Consortium Health Centers

Contra Costa County

Patient Income

<100% Poverty Level	45,973 (55%)
100%-200%	14,342 (17%)
>200%	3,179 (4%)
Unknown	19,530 (24%)



Total Patients: 83,025

Patient Payer Source

Total Patient Encounters: 227,980

(TOTAL PATIENTS: 83,025)

Payer Source by Encounter

Medicare	6,918 (3%)
Medi-Cal	65,225 (29%)
Medi-Cal Managed Care	49,914 (22%)
Private Insurance	9,038 (4%)
Self-Pay	42,725 (19%)
Family PACT	51,789 (23%)
All Other Payers	304 (0%)

